

Handwriting Without Tears®

A

Big line
Big line
Little line

B

Big line
Little curve
Little curve

C

Big C curve

D

Big line
Big curve

E

Big line
Little line
Little line
Little line

F

Big line
Little line
Little line

G

Big curve
Little line
Little line

H

Big line
Big line
Little line

I

Big line
Little line
Little line

J

Big line
Turn
Little line

K

Big line
Little line
Little line

L

Big line
Little line

M

Big line
Big line
Big line
Big line

N

Big line
Big line
Big line

O

Big C curve
Keep going
Little line

P

Big line
Big C curve
Keep going
Little line

Q

Big line
Little curve
Little line

S

Little curve
Turn
Little curve

T

Big line
Turn
Big line

U

Big line
Big line

V

Big line
Big line
Big line
Big line

W

Big line
Big line

X

Little line
Big line

Y

Little line
Big line
Little line

Z

Handwriting Without Tears®

Magic c up like a bump back down bump

dive down swim up and over around bump

Magic c

Magic c up like a up higher back down bump

start hit the ball run the bases stop

down cross

Magic c up like a back down turn

dive down swim up and over down

down

down turn

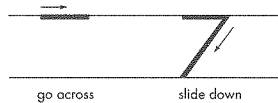
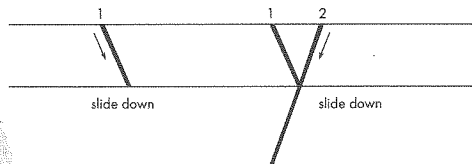
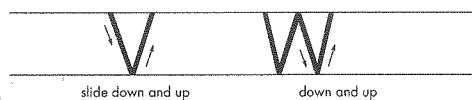
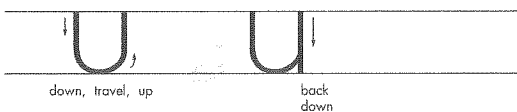
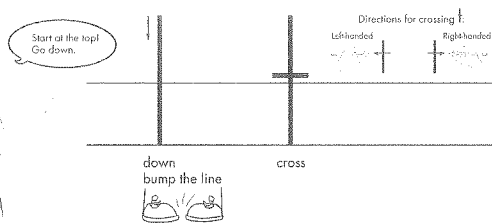
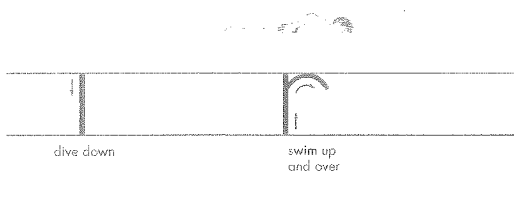
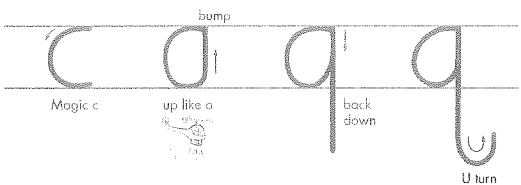
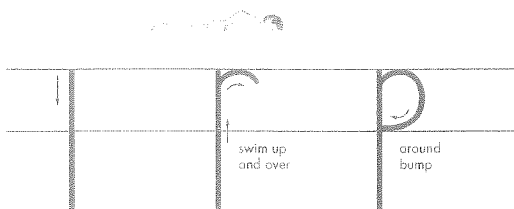
down bump the line kick! slide away

down bump the line

start with n swim up and over down m has two humps

dive down swim up and over down n has one hump

Handwriting Without Tears®



Handwriting Without Tears®



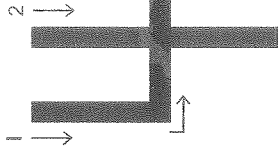
- l starts in the starting corner.
- l makes a big line down.
- l stops in the corner.



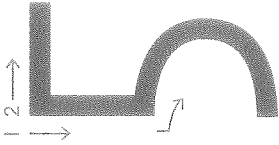
- z starts in the starting corner.
- z makes a big curve.
- z stops in the corner.
- z walks away on the bottom.



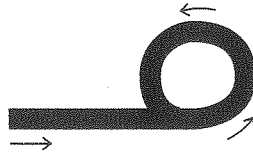
- 3 starts in the starting corner.
- 3 makes a little curve to the middle.
- 3 makes another little curve to the bottom corner.




- 4 starts in the starting corner.
- 4 makes a little line down to the middle.
- 4 walks across the dark night.
- 4 jumps to the top and says, "I did it." (big line down)



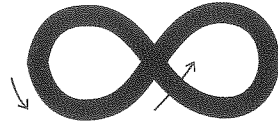
- 5 starts in the starting corner.
- 5 makes a little line down to the middle. It starts to rain.
- 5 makes a little curve around.
- 5 puts a little line on top to stop the rain.



- b starts in the starting corner.
- b is a baby bear.
- b goes down to curl up in the corner.
- b is hibernating.



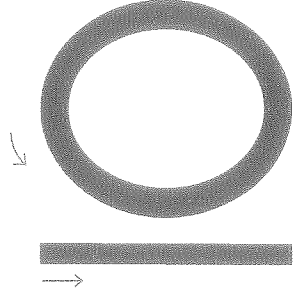
- 7 starts in the starting corner.
- 7 makes a little line across the top.
- 7 says, "I better slide down."



- 8 is different.
- 8 doesn't like corners.
- 8 starts at the top center.
- 8 begins with S and then says, "I want to go home."



- 9 is so special.
- 9 has its own corner.
- 9 makes a little curve.
- 9 goes up to the corner.
- 9 makes a big line down.



- o uses two places.
- o comes first.
- o is next.
- o starts at the top center.
- o is finished.

